

Jiffy Steamer Optional Steam Head Configurations



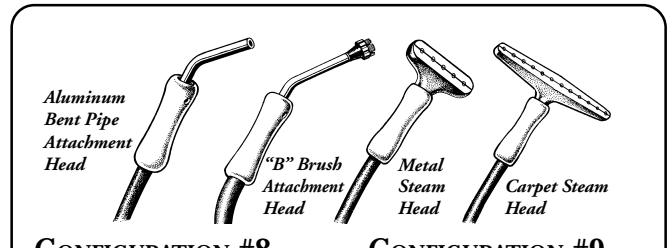
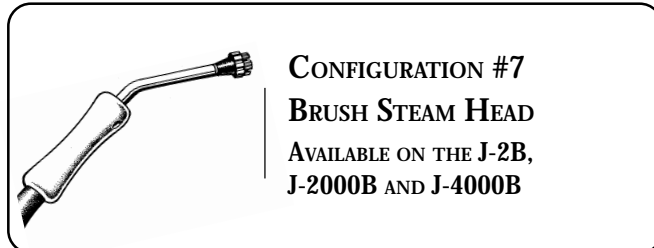
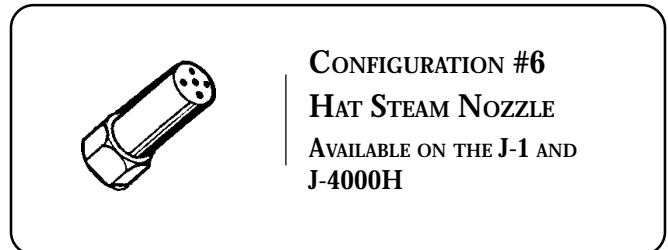
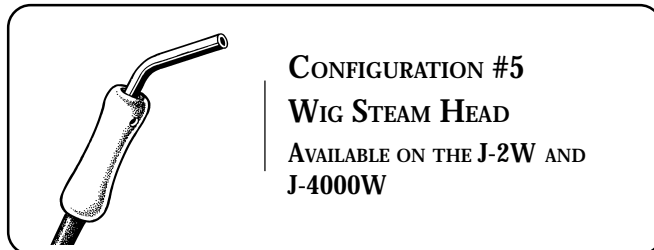
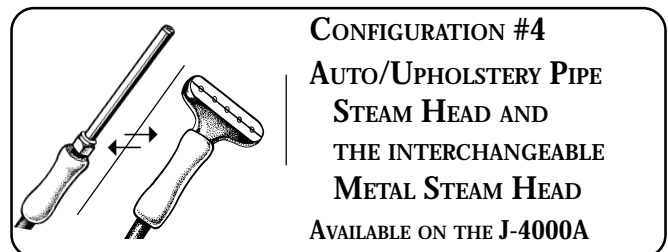
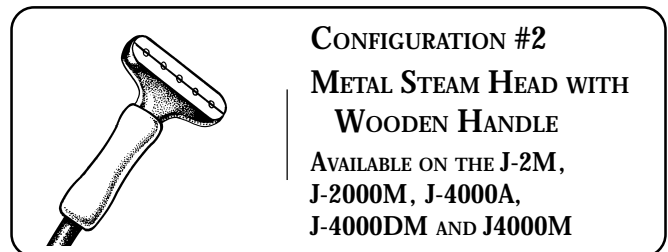
Worldwide Leader in Steaming Equipment Since 1940

A quick reference guide.

Jiffy Steamer supplies a selection of steam heads that are compatible and interchangeable with most "J" series model Jiffy Steamers. This chart represents an overview of the steam heads available. Please indicate which steam head configuration best fits your application.

Please note that the hose length for each model may vary. J-2 and J-2000 hose attachments should be no longer than 1.67 m. The J-4000 hose attachments may be either 1.67 m or 2.28 m

For custom attachment requirements, please call our customer service department.



Still have questions?
Answers are just a phone call away!
Jiffy Steamers Company Care
1 800 020 020

Jiffy Steamers Pty Ltd

Mail: PO Box 1747, Strawberry Hills, NSW 2012
Tel: 02-9319-0600 Fax: 02-9319-0511

Showroom: 100 Cope Street, Waterloo, NSW 2017

Web: www.jiffysteamers.com.au E-mail: jsinfo@jiffysteamers.com.au